

**COLOR VARIABLES**

Finishes to match different tastes and needs. Tempered glass colors and wood finishes, allow you to choose and compliment your style.

**GLASS COLORS (Shiny,\*Matte)** \*For matte colour options, "C" should be added to the colour code. (e.g. BLKC) **CATEGORY (A)**

|  |   |   |  |   |
|--|---|---|--|---|
|    |    |    |    |    |
| BLK<br>BLACK   | GRP<br>GRAPHITE   | OLV<br>OLIVE  | VPL<br>VERDE PALLIDO   | SBA<br>SABBIA   |
|    |    |    |    |    |
| BRD<br>BORDEAUX  | RED<br>RED  | TRS<br>TERRA DI SIENA   | CPR<br>COPPER  | RVR<br>ROSSO VERMIGLIO  |
|   |   |   |   |   |
| CPN<br>CAPPUCCINO  | YLW<br>YELLOW   | SFR<br>SAFFRON  | PNA<br>PANNA   | WHT<br>WHITE  |
|  |  |  |  |  |
| BLU<br>DARK BLUE   | GRA<br>GRIOGIO ARGENTO  | FYO<br>FJORD  | GRC<br>GRIOGIO CHIARO  | PIT<br>PISTACHIO  |
|  |  |  |  |  |
| DBR<br>DARK BROWN  | BRW<br>BROWN  | BGE<br>BEIGE  | RSP<br>ROSA PESCA  | BTN<br>BETON  |
|  |  |  |  |   |
| ABR<br>ANTIQUÉ BRONZE  | VMS<br>VERDE MUSCHIO  | CON<br>CONCRETE   |  |   |

**WOOD DECORS**

**CATEGORY (B)**

|   |   |   |   |
|---|---|---|---|
|  |  |  |  |
| CWN<br>CASTELLO WALNUT  | OAK<br>SAND GLADSTONE   | GNW - GREY<br>NORDIC WOOD   | BNW - BLACK<br>NORTH WOOD   |

**OPEN CABINET WOOD DECORS**

**CATEGORY (B+)**

|   |   |   |   |   |
|---|---|---|---|---|
|  |  |  |  |  |
| CWN<br>CASTELLO WALNUT  | OAK<br>SAND GLADSTONE   | BNW - BLACK<br>NORTH WOOD   | SBLK<br>SOLID BLACK   | SWHT<br>SNOW WHITE  |



**VENEER DECORS**

**CATEGORY (C)**

|  |  |
|--|--|
|  |  |
| WNTV<br>WALNUT   | OAKV<br>OAK  |

**FABRIC COLORS**

**CATEGORY (E)**

|   |   |   |
|---|---|---|
|  |  |  |
| BLK<br>BLACK  | IRN<br>IRON   | NVY<br>NAVY   |
|  |  |  |
| BRD<br>BORDEAUX   | OLV<br>OLIVE  | GRY<br>GREY   |







METAL COLORS

CATEGORY (D)

|  |   |   |  |   |
|--|---|---|--|---|
|    |    |    |    |    |
| BLK<br>BLACK   | SGR<br>STORM GREY   | GRP<br>GRAPHITE   | EMP<br>EMPERADOR   | SBG<br>SOFT BEIGE   |
|    |    |    |    |    |
| BRD<br>BORDEAUX  | RED<br>RED  | TRS<br>TERRA DI SIENA   | RVR<br>ROSSO VERMIGLIO   | CPN<br>CAPPUCCINO   |
|    |    |    |    |    |
| DBR<br>DARK BROWN  | VPL<br>VERDE PALLIDO  | RSP<br>ROSA PESCA   | SFR<br>SAFFRON   | PNA<br>PANNA  |
|   |   |   |   |   |
| GRA<br>GRIOGIO ARGENTO   | SBA<br>SABBIA   | GRC<br>GRIOGIO CHIARO   | SLV<br>SILVER  | WHT<br>WHITE  |
|  |  |  |  |  |
| ABR<br>ANTIQUÉ BRONZE  | FYO<br>FJORD  | BRZ<br>BRONZE   | GLD<br>GOLD  | CON<br>CONCRETE   |

CERAMIC COLORS (Matte)





CATEGORY (F)

|   |   |   |   |   |
|---|---|---|---|---|
|  |  |  |  |   |
| ANT<br>ANTHRACITE   | EMP<br>EMPERADOR  | TRV<br>TRAVERTINO   | MPR<br>MOCHA PERLA  |   |
|  |  |  |  |   |
| OXF<br>OXIDO-FLAME  | OXC<br>OXIDO-ICE  | PLS<br>PALISSANDRO  | TPE<br>TAUPE  |   |
|  |  |  |  |  |
| BSV<br>B.S.VENATO   | ALTM<br>ALTISSIMO   | NDSM<br>NOIR DESIR  | NIW<br>INVISIBLE WHITE  | *PIGRB<br>PIETRA GREY   |

\* TEXTURED MATTE

CERAMIC COLORS (Shiny)

CATEGORY (F+)

|   |   |   |   |
|---|---|---|---|
|  |  |  |  |
| ALTS<br>ALTISSIMO   | CAL<br>MICHELANGELO   | NDSM<br>NOIR DESIR  | PIGRS<br>PIETRA GREY  |

WOOD LAMINATE PARTICLEBOARD

\*Shelf and door color options for Shelf & Box system

CATEGORY (G)

|   |   |   |   |   |
|---|---|---|---|---|
|  |  |  |  |  |
| CWN<br>CASTELLO WALNUT  | OAK<br>SAND GLADSTONE   | BNW - BLACK<br>NORTH WOOD   | SBLK<br>SOLID BLACK   | SWHT<br>SNOW WHITE  |